
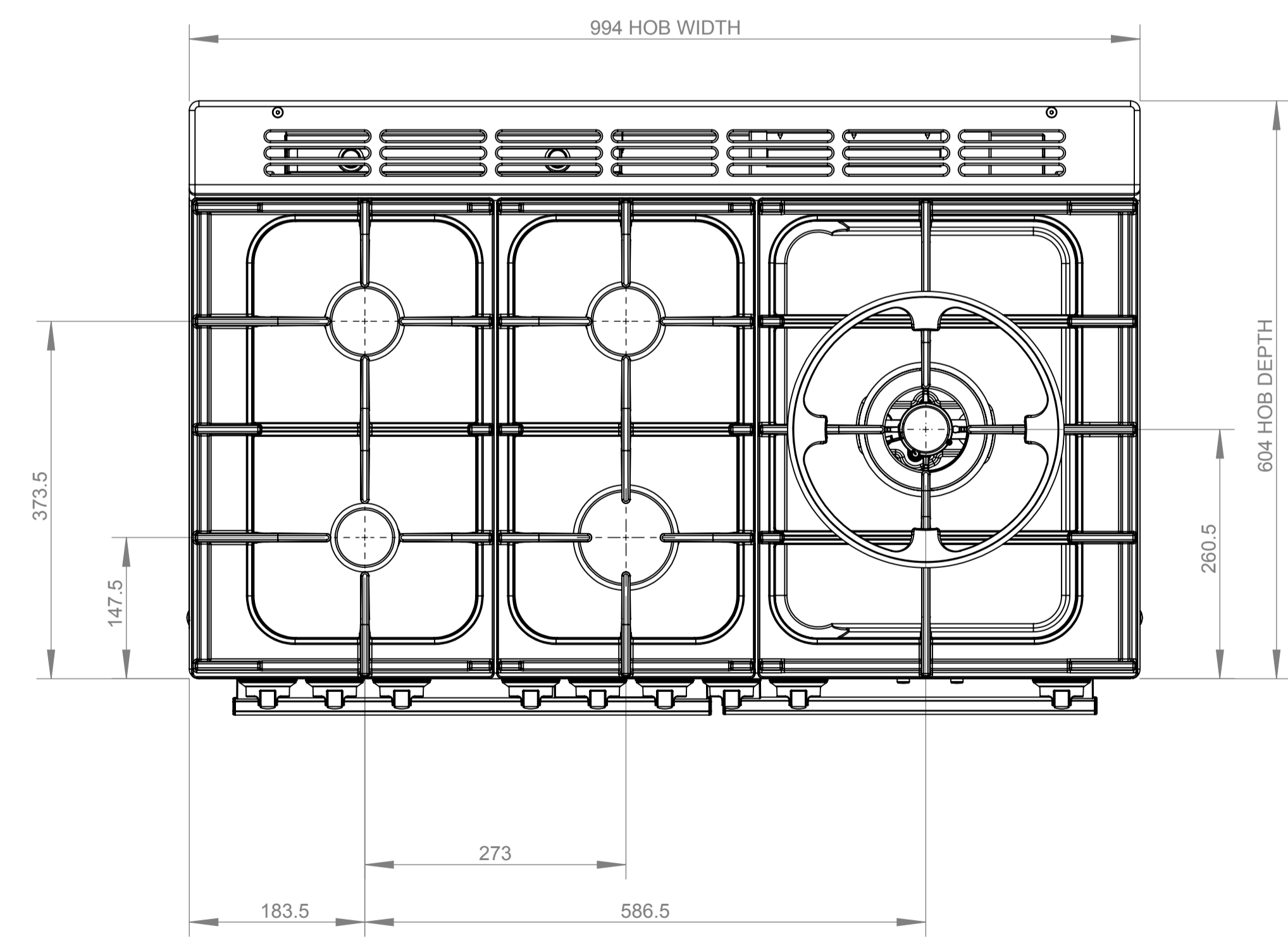
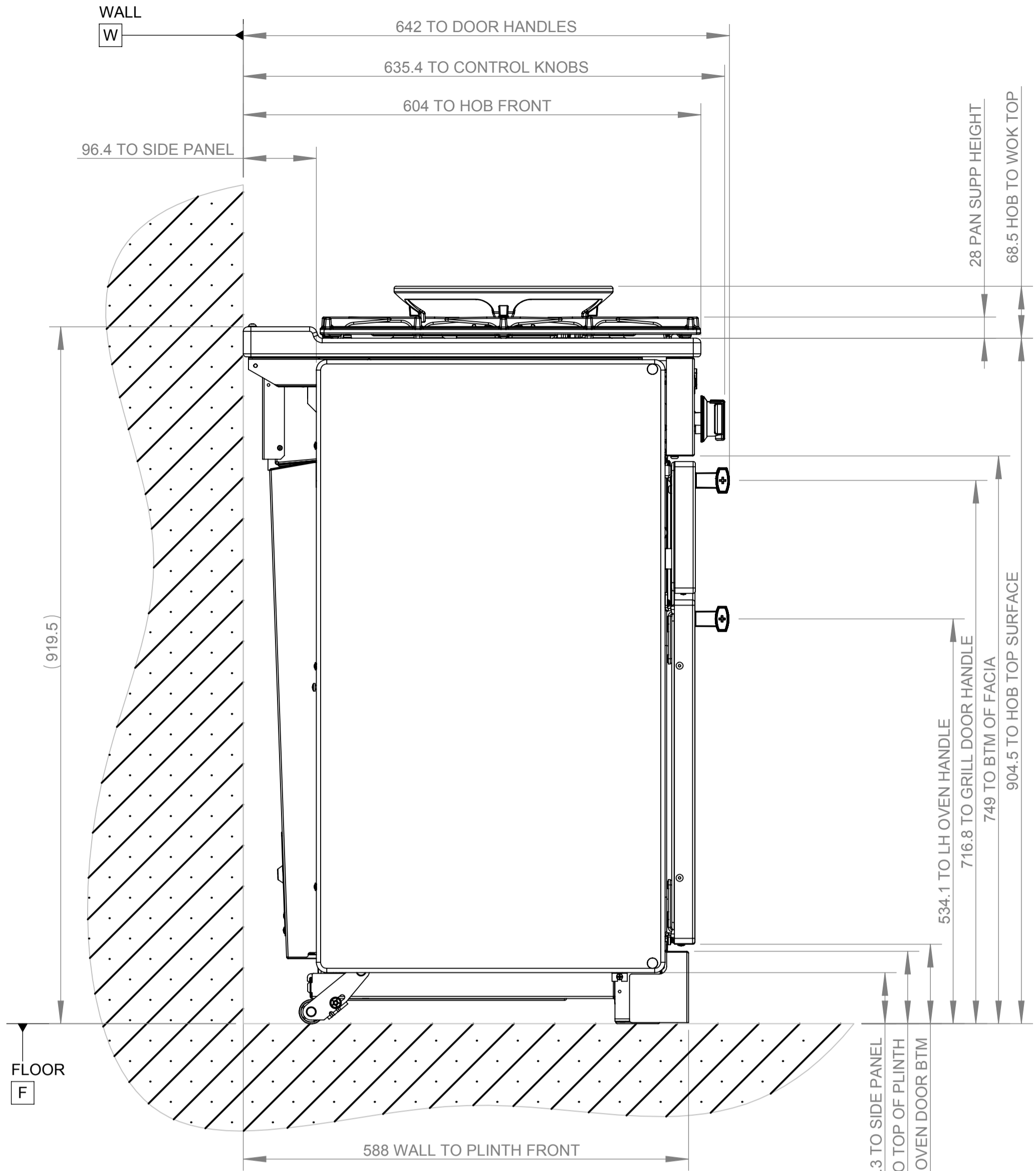
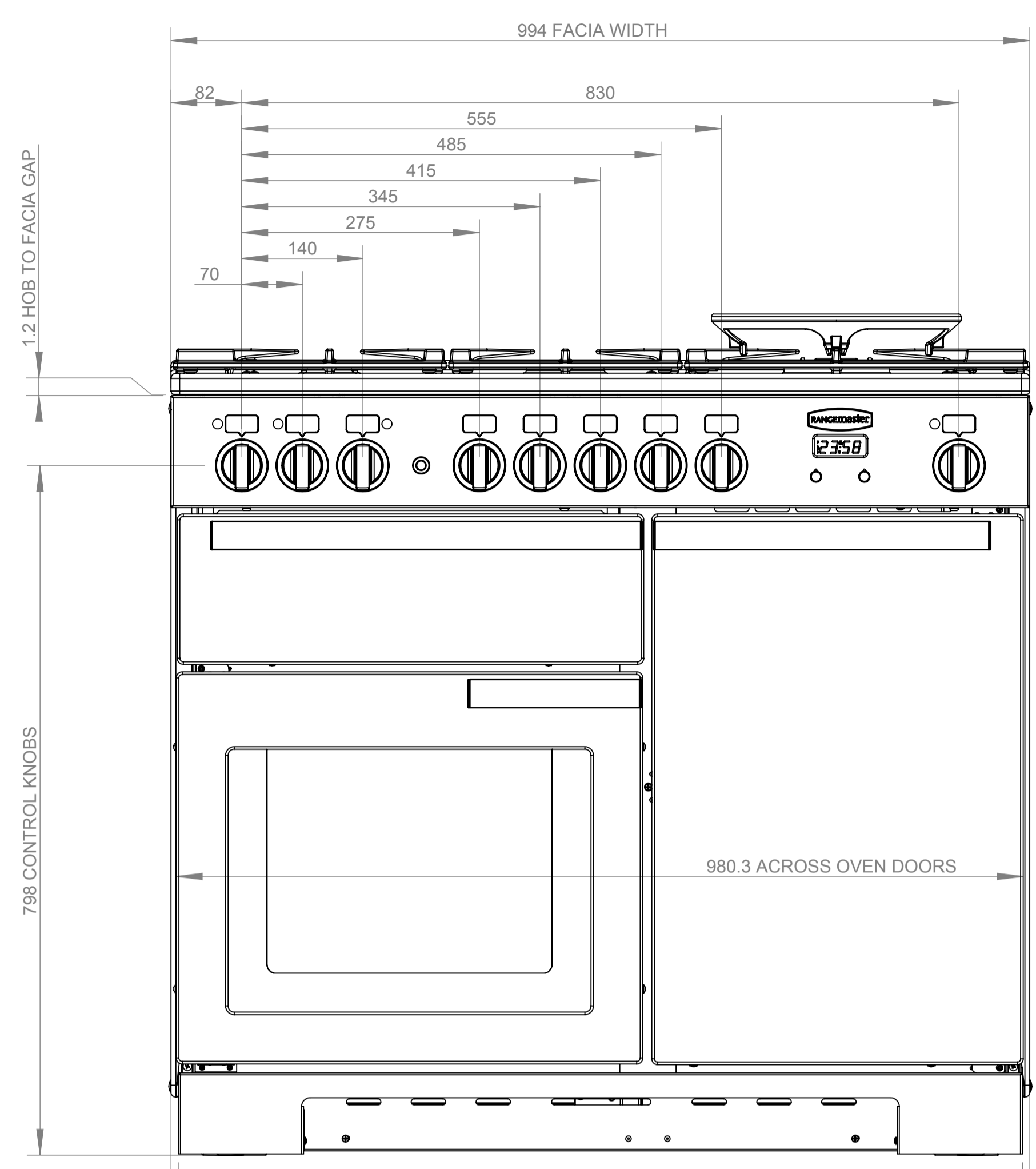


ISSUE No & DATE	DETAILS OF CHANGE, MODIFICATION RECORD NUMBER, ECR NUMBER.
07 28.09.16	FOR REFERENCE ONLY - FOR PRODUCT ISSUE 07. MXXXXX AWC



Single Level Listing					
Ref Number	Part number	Revision	Description	Quantity	Remarks
001	A065848	01	CORE ASSY PDL 100 DF	1	
002	Q009755	02	DATA LABEL	1	
003	ID09755	02	IDENT LABEL	1	
004	A065237	01	OVEN ACC CDL 100 IND/DF	1	
005	A065850	01	DOOR SET PDL 100 DF SS	1	
006	A051098	02	BURNER/PAN SUPT PROF+ 100 FSD	1	
007	A050224	04	SHRINK WRAP PACK PROF+ 100	1	
008	A034467	01	INSTRUCTION PACK PDL 100 DF GB/E	1	
009	A065852	01	FACIA ASSY PDL 100 DF SS	1	
010	A051731	02	HOTPLATE ASSY 100 DF & NG	1	
011	A065865	01	KNOB SET PRO DL 90 / 100 DF	1	INC. TIMER BUTTONS X2
012	A050519	02	PLINTH KIT 100	1	
013	A034839	01	90 MF DF LABEL KIT	1	
014	A065804	01	SIDE SET 100 BLK	1	DEEPER SIDES WITH NO INSULATION
015	EA65187	01	OPTIONAL EXTRAS RM NEW BACK	1	

- NOTES:**
1. ALL DIMENSIONS ARE NOMINAL & ROUNDED TO THE NEAREST WHOLE NUMBER, UNLESS SHOWN OTHERWISE.
  2. ALL HEIGHT DIMENSIONS ARE BASED ON THE COOKER BEING SET AT ITS LOWEST LEVEL (IE. \*904.5 DIMENSION), THEY WILL CHANGE ACCORDINGLY WITH THE AMOUNT OF HEIGHT ADJUSTMENT.
  3. FOR DOCUMENTATION PURPOSES THE COOKER IS HEIGHT ADJUSTABLE AS DETAILED IN OBP.
  4. THIS DRAWING IS FOR REFERENCE PURPOSES ONLY. A 'PDF' COPY OF THIS DRAWING FORMS PART OF THE 'APPLIANCE PRODUCT SPECIFICATION' HELD ON THE 'COMMON' DRIVE. CHANGES TO THIS DRAWING REQUIRE THE 'PDF' FILE TO BE UPDATED.

**AGA Rangemaster**  
 Clarence Street, Royal Leamington Spa  
 Warwickshire CV31 2AD, United Kingdom  
 Telephone: 44 (0)1926 457400  
 Direct Fax: 44 (0)1926 457611  
 Web: www.agarangemaster.co.uk

**DO NOT SCALE OR GUESS. IF IN DOUBT, ASK. ALL MATERIALS MUST COMPLY WITH RoHS & REACH.**

ALL MACHINING TO BE FREE FROM BURRS.  
 TOLERANCES UNLESS OTHERWISE STATED:-  
 ANGULAR ±30°  
 WHOLE NUMBERS ±0.5  
 LINEAR DIMENSIONS ONE DECIMAL PLACE ±0.15  
 CIRCULAR HOLES ±0.15  
 CNC BEND RADI 1.25 -0  
 CNC BEND ANGLES ±2°

PROJECTION

A1 DRAWING BORDER CREATED 01/08/2012 BY D.J.B.

ALL DIMENSIONS IN MILLIMETRES

MATERIAL AND FINISH SPECIFICATION			
MATERIAL: SEE BOMS		FINISH: SEE BOMS	
DRAWN	AWC	PROJECT	ASSEMBLY
SCALE	1:5	9755	
<b>TITLE</b>			
PDL 100 DF ST ST 9755			
<b>PART NUMBER</b>			
o009755		SHEET 1 OF 1	

THIS DRAWING IS THE PROPERTY OF RANGEMASTER AND REPRODUCTION IN WHOLE OR PART MAY NOT BE MADE WITHOUT THEIR WRITTEN CONSENT.